

**FICHES**  
**LEXICALES**

**ANGLAIS**

## **Table des matières des fiches**

1. Months, days and dates
2. Numbers
3. What time is it ?

**MONTHS, DAYS AND DATES** (Mois, jours et dates)**1. SUMMARY** (Rappel)**Months** (mois)

<b>J</b> anuary	<b>A</b> pril	<b>J</b> uly	<b>O</b> ctober	! Les mois en anglais prennent toujours une <b>MAJUSCULE</b> °!
<b>F</b> ebruary	<b>M</b> ay	<b>A</b> ugust	<b>N</b> ovember	
<b>M</b> arch	<b>J</b> une	<b>S</b> eptember	<b>D</b> ecember	

**Days** (jours)

<b>M</b> onday	<b>W</b> ednesday	<b>S</b> aturday	! Les jours prennent également toujours une <b>MAJUSCULE</b> °!
<b>T</b> uesday	<b>F</b> riday	<b>S</b> unday	
<b>T</b> hursday			

**Dates** (dates)

- I was born on 23<sup>rd</sup> March 1992 → on prononce: "I was born on **the** twenty-third **of** March nineteen ninety-two".
- He was born on 1<sup>st</sup> May 1995 → on prononce: "He was born on **the** first **of** May nineteen ninety-five".



Pour prononcer l'année, on la coupe généralement en **deux parties** :  
19 | 95 : nineteen ninety-five

Sauf à partir de l'an 2000°: on dit la date comme un chiffre ordinaire :

**2008 : two thousand and eight** ! THOUSAND reste au SINGULIER°!

Si l'on souhaite écrire « Lundi, 18 mars 1999 », on écrira en anglais britannique  
Monday 18<sup>th</sup> March 1999.

! A l'oral, on dira " *the* eighteenth *th* of March nineteen ninety-nine ".

**2. EXERCISES** (Exercices)**a. Fill in with the right day of the week** (Complète avec le jour adéquat)

1. The first day of the week is \_\_\_\_\_ .
2. The weekend is \_\_\_\_\_ and \_\_\_\_\_ .
3. School lasts till midday on \_\_\_\_\_ .
4. Pupils finish school on \_\_\_\_\_ .
5. The fourth day of the week is \_\_\_\_\_ .
6. The second day of the week is \_\_\_\_\_ .

**b. Fill in with the right month** (Complète avec le mois approprié)

1. The last month of the year is \_\_\_\_\_ .
2. \_\_\_\_\_ has twenty-eight or twenty-nine days.
3. The fifth month of the year is \_\_\_\_\_ .
4. The month before May is \_\_\_\_\_ .
5. The month after February is \_\_\_\_\_ .

6. The school starts in \_\_\_\_\_ .
7. The summer holidays are in \_\_\_\_\_ and \_\_\_\_\_ .
8. Summer starts in \_\_\_\_\_ .
9. The first month of the year is \_\_\_\_\_ .
10. The ninth month of the year is \_\_\_\_\_ .
11. The month before the last one of the year is \_\_\_\_\_ .

**c. Write the following dates** (Ecris les dates suivantes)

Example: 24/06/1997: 24<sup>th</sup> June nineteen ninety-seven

1. 03/08/2008°: \_\_\_\_\_
2. 21/01/1999°: \_\_\_\_\_
3. 02/02/2002°: \_\_\_\_\_
4. 09/07/1873°: \_\_\_\_\_
5. 12/03/1765°: \_\_\_\_\_
6. 05/05/2005°: \_\_\_\_\_
7. 11/12/1992°: \_\_\_\_\_
8. 20/11/2000°: \_\_\_\_\_
9. 18/04/1973°: \_\_\_\_\_

**d. Write the dates** (Ecris les dates)

1. My mother was born on \_\_\_\_\_  
(mercredi 02/12/1968).
2. World War One finished on \_\_\_\_\_  
(mardi, 11/11/1918).
3. I stopped working for this company on \_\_\_\_\_  
(vendredi, 03/07/2008).
4. I played my first professional tennis match on \_\_\_\_\_  
\_\_\_\_\_ (samedi, 05/06/2007).
5. I began school on \_\_\_\_\_ (lundi, 01/09/1999).
6. My great-grandmother was born on \_\_\_\_\_  
(dimanche, 11/05/1886).

**e. Write 4 sentences about you or your family using the dates and the days** (Ecris 4 phrases à propos de toi ou de ta famille en utilisant les dates et les jours)

---

---

---

---

## NUMBERS (Les nombres)

### 1. SUMMARY (rappel)

#### Cardinal numbers (Les nombres cardinaux)

1	one	11	eleven	21	twenty-one	40	forty
2	two	12	twelve	22	twenty-two	50	fifty
3	three	13	thirteen	23	twenty-three	60	sixty
4	four	14	fourteen	24	twenty-four	70	seventy
5	five	15	fifteen	25	twenty-five	80	eighty
6	six	16	sixteen	26	twenty-six	90	ninety
7	seven	17	seventeen	27	twenty-seven	100	one hundred
8	eight	18	eighteen	28	twenty-eight	1000	thousand
9	nine	19	nineteen	29	twenty-nine		
10	ten	20	twenty	30	thirty		

#### Ordinal numbers (Les nombres ordinaux)

1 <sup>st</sup>	first	11 <sup>th</sup>	eleventh	21 <sup>st</sup>	twenty-first	40 <sup>th</sup>	fortieth
2 <sup>nd</sup>	second	12 <sup>th</sup>	twelfth	22 <sup>nd</sup>	twenty-second	50 <sup>th</sup>	fiftieth
3 <sup>rd</sup>	third	13 <sup>th</sup>	thirteenth	23 <sup>rd</sup>	twenty-third	60 <sup>th</sup>	sixtieth
4 <sup>th</sup>	fourth	14 <sup>th</sup>	fourteenth	24 <sup>th</sup>	twenty-fourth	70 <sup>th</sup>	seventieth
5 <sup>th</sup>	fifth	15 <sup>th</sup>	fifteenth	25 <sup>th</sup>	twenty-fifth	80 <sup>th</sup>	eightieth
6 <sup>th</sup>	sixth	16 <sup>th</sup>	sixteenth	26 <sup>th</sup>	twenty-sixth	90 <sup>th</sup>	ninetieth
7 <sup>th</sup>	seventh	17 <sup>th</sup>	seventeenth	27 <sup>th</sup>	twenty-seventh	100 <sup>th</sup>	hundredth
8 <sup>th</sup>	eighth	18 <sup>th</sup>	eighteenth	28 <sup>th</sup>	twenty-eighth	1000 <sup>th</sup>	thousandth
9 <sup>th</sup>	ninth	19 <sup>th</sup>	nineteenth	29 <sup>th</sup>	twenty-ninth		
10 <sup>th</sup>	tenth	20 <sup>th</sup>	twentieth	30 <sup>th</sup>	thirtieth		

### 2. EXERCISES (Exercices)

#### a. How old are they? (Quel âge ont-ils ?)

- 20 1. Jim is ..... years old.
- 50 2. Amy is .....
- 16 3. Steve and John are .....
- 9 4. Kathy .....
- 40 5. My mum .....
- 90 6. Edward and Philip .....

#### b. Write these numbers in full (Ecris ces nombres en toutes lettres)

- |  |   |
|--|---|
| 1. 87 .....<br>3. 45 .....<br>5. 69 .....<br>7. 78 ..... | 2. 36 .....<br>4. 5 .....<br>6. 18 .....<br>8. 21 ..... |
|--|---|

- |              |               |
|--------------|---------------|
| 9. 32 .....  | 10. 34 .....  |
| 11. 15 ..... | 12. 93 .....  |
| 13. 46 ..... | 14. 55 .....  |
| 15. 71 ..... | 16. 60 .....  |
| 17. 23 ..... | 18. 200 ..... |

**c. How much is it ? Write the prices in full** (Combien est-ce que ça coûte ?  
Ecris les prix en toutes lettres)

- |                             |               |
|-----------------------------|---------------|
| 1. 15p <i>fifteen pence</i> | 2. 32p .....  |
| 3. 30p .....                | 4. 99p .....  |
| 5. 50p .....                | 6. 90p .....  |
| 7. 19p .....                | 8. 10p .....  |
| 9. 16p .....                | 10. 13p ..... |
| 11. 17p .....               | 12. 12p ..... |

**d. Here is a football league table. Fill in what the presenter says** (Voici des résultats footballistiques. Complète ce que le présentateur dit)

Here are the results for the Premier League.  
Manchester United is in .....position,  
Liverpool is in ....., Chelsea  
earns at the .....position, Arsenal is in  
..... and the Blackburn Rovers  
are in ..... position.

1 <sup>st</sup>	Manchester United
2 <sup>nd</sup>	Liverpool
3 <sup>rd</sup>	Chelsea
4 <sup>th</sup>	Arsenal
5 <sup>th</sup>	Blackburn Rovers
6 <sup>th</sup>	Everton
7 <sup>th</sup>	Hull City
8 <sup>th</sup>	Porthmouth
9 <sup>th</sup>	Manchester City
10 <sup>th</sup>	West Ham United
11 <sup>th</sup>	Tottenham Hotspur
12 <sup>th</sup>	Newcastle United
13 <sup>th</sup>	Middlesbrough
14 <sup>th</sup>	Wigan Athletic
15 <sup>th</sup>	Sunderland



**e. Write these birthday dates in full°:** (Ecris les dates d'anniversaire en toutes lettres)

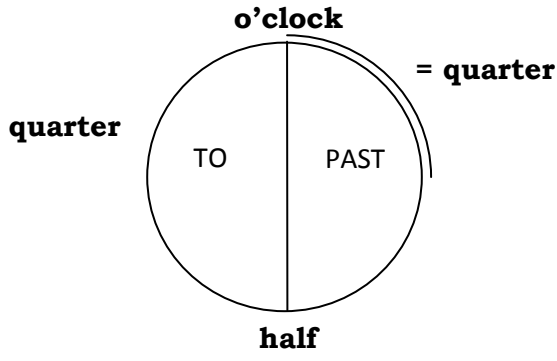
- |                                       |                         |
|---------------------------------------|-------------------------|
| 1. 21/12 <i>twenty-first December</i> | 2. 03/01 .....January   |
| 3. 24/06 .....June                    | 4. 16/10 .....October   |
| 5. 15/03 .....March                   | 6. 08/09 .....September |
| 7. 02/11 .....November                | 8. 27/01 .....January   |
| 9. 29/02 .....February                | 10. 30/04 .....April    |



**WHAT TIME IS IT ?** (Quelle heure est-il?)

**1. SUMMARY** (Rappel)

On utilise **a.m.** quand c'est le matin et **p.m.** quand c'est l'après-midi. Mais quand quelqu'un demande l'heure on ne répond pas "~~it's four o'clock p.m.~~". On dit "It's four p.m." On enlève donc le " o'clock ".



**2. EXERCISES** (Exercices)

**a. Match the first column with the second one** (Associe la première colonne à la seconde)

1.	6. 45	A.	It's a quarter to seven
2.	9.20	B.	It's twenty-five past two
3.	13.10	C.	It's half past five
4.	11.00	D.	It's ten past one
5.	14.25	E.	It's forty past six
6.	17.30	F.	It's twenty past nine
7.	5.15	G.	It's eleven o'clock
8.	18.40	H.	It's a quarter past five

1. =
2. =
3. =
4. =
5. =
6. =
7. =
8. =

**b. Add the correct hour and minute hands to the clocks** (Ajoute les aiguilles aux horloges)

<p>12</p>	<p>It's two o'clock</p>	<p>12</p>	<p>It's a quarter to eleven</p>
<p>12</p>	<p>It's half past nine</p>	<p>12</p>	<p>It's a quarter past four</p>

	It's ten to eight		It's twenty past six
--	----------------------	--	-------------------------

**c. What time is it ?** (Quelle heure est-il ?)

1.	11.05		2.	16.00	
3.	07.00		4.	13.30	
5.	10.10		6.	04.40	

**d. Complete the following chart with times in letters. Talk about yourself** (Complète le tableau suivant avec des heures en lettres. Parle de toi)



I get up at  
.....



I usually watch TV  
around .....



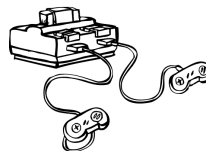
I have a bath or a shower  
at .....



I do my homework at  
.....



I go to school at  
.....



I play video games at  
.....



I have lunch at  
.....



I often go to bed at  
.....



**FICHES**  
**LEXICALES**

**ANGLAIS**

**CORRIGÉS**

## **Table des matières des fiches**

1. Months, days and dates
2. Numbers
3. What time is it ?

## MONTHS, DAYS AND DATES (Mois, jours et dates) : CORRIGÉ

### a. Fill in with the right day of the week (Complète avec le jour adéquat)

- |   |  |
|---|--|
| 1. The first day of the week is <b>Monday</b> .       | 4. Pupils finish school on <b>Friday</b> .         |
| 2. The weekend is <b>Saturday</b> and <b>Sunday</b> . | 5. The fourth day of the week is <b>Thursday</b> . |
| 3. School lasts till midday on <b>Wednesday</b> .     | 6. The second day of the week is <b>Tuesday</b> .  |

### b. Fill in with the right month (Complète avec le mois approprié)

- |  |  |
|--|--|
| 1. The last month of the year is <b>December</b> .       | 7. The summer holidays are in <b>July</b> and <b>August</b> .      |
| 2. <b>February</b> has twenty-eight or twenty-nine days. | 8. Summer starts in <b>June</b> .                                  |
| 3. The fifth month of the year is <b>May</b> .           | 9. The first month of the year is <b>January</b> .                 |
| 4. The month before May is <b>April</b> .                | 10. The ninth month of the year is <b>September</b> .              |
| 5. The month after February is <b>March</b> .            | 11. The month before the last one of the year is <b>November</b> . |
| 6. School starts in <b>September</b> .                   |  |

### c. Write the following dates (Ecris les dates suivantes)

- |   |   |
|---|---|
| 1. 03/08/2008: 3 <sup>rd</sup> August two thousand and eight. | 6. 05/05/2005: 5 <sup>th</sup> May two thousand and five.     |
| 2. 21/01/1999: 21 <sup>st</sup> January nineteen ninety-nine. | 7. 11/12/1992: 11 <sup>th</sup> December nineteen ninety-two. |
| 3. 02/02/2002: 2 <sup>nd</sup> February two thousand and two. | 8. 20/11/2000: 20 <sup>th</sup> November two thousand.        |
| 4. 09/07/1873: 9 <sup>th</sup> July eighteen seventy-three.   | 9. 18/04/1973: 18 <sup>th</sup> April nineteen seventy-three. |
| 5. 12/03/1765: 12 <sup>th</sup> March seventeen sixty-five.   |   |

### d. Write the dates (Ecris les dates)

- 1) My mother was born on **Wednesday 2<sup>nd</sup> December nineteen sixty-eight**. (mercredi 02/12/1968).
- 2) World War One finished on **Tuesday 11<sup>th</sup> November nineteen eighteen** (mardi 11/11/1918).
- 3) I stopped working for this company on **Friday 3<sup>rd</sup> July two thousand and eight**. (vendredi 03/07/2008).
- 4) I played my first professional tennis match on **Saturday 5<sup>th</sup> June two thousand and seven**. (samedi 05/06/2007).
- 5) I began school on **Monday 1<sup>st</sup> September nineteen ninety-nine**. (lundi 01/09/1999).
- 6) My great-grandmother was born on **Sunday 11<sup>th</sup> May eighteen eighty-six**. (dimanche 11/05/1886).

### e. Write 4 sentences about you or your family using the dates and the days (Ecris 4 phrases à propos de toi ou de ta famille en utilisant les dates et les jours)

- ❖ My mother was born on twelfth October nineteen sixty-five.
- ❖ My brother works on Tuesday in a restaurant.
- ❖ I have two uncles: the first one was born on 22<sup>nd</sup> July nineteen fifty-seven and the other one was born on 22<sup>nd</sup> July nineteen fifty-seven too. They are twins!
- ❖ My grandmother was born on 21<sup>st</sup> July 1933.

## NUMBERS (Les nombres): CORRIGÉ

### a. How old are they ? (Quel âge ont-ils ?)

1. Jim is <b>twenty</b> years old.	2. Amy is <b>fifty</b> years old.
3. Steve and John are <b>sixteen</b> years old.	4. Kathy is <b>nine</b> years old.
5. My mum is <b>forty</b> years old.	6. Edward and Philip are <b>ninety</b> years old.

### b. Write these numbers in full (Ecris ces nombres en toutes lettres)

- |                              |                              |
|------------------------------|------------------------------|
| 1. 87 : <b>eighty-seven</b>  | 2. 36 : <b>thirty-six</b>    |
| 3. 45 : <b>forty-five</b>    | 4. 5 : <b>five</b>           |
| 5. 69 : <b>sixty-nine</b>    | 6. 18 : <b>eighteen</b>      |
| 7. 78 : <b>seventy-eight</b> | 8. 21 : <b>twenty-one</b>    |
| 9. 32 : <b>thirty-two</b>    | 10. 34 : <b>thirty-four</b>  |
| 11. 15 : <b>fifteen</b>      | 12. 93 : <b>ninety-three</b> |
| 13. 46 : <b>forty-six</b>    | 14. 55 : <b>fifty-five</b>   |
| 15. 71 : <b>seventy-one</b>  | 16. 60 : <b>sixty</b>        |
| 17. 23 : <b>twenty-three</b> | 18. 200 : <b>two hundred</b> |

### c. How much is it ? Write the prices in full (Combien est-ce que ça coûte ? Ecris les prix en toutes lettres)

- |                                 |                                  |
|---------------------------------|----------------------------------|
| 1. 15p <i>fifteen pence</i>     | 2. 32p: <b>thirty-two pence</b>  |
| 3. 30p: <b>thirty pence</b>     | 4. 99p: <b>ninety-nine pence</b> |
| 5. 50p: <b>fifty pence</b>      | 6. 90p: <b>ninety pence</b>      |
| 7. 19p: <b>nineteen pence</b>   | 8. 10p: <b>ten pence</b>         |
| 9. 16p: <b>sixteen pence</b>    | 10. 13p: <b>thirteen pence</b>   |
| 11. 17p: <b>seventeen pence</b> | 12. 12p: <b>twelve pence</b>     |

### d. Here is a football league table. Fill in what the presenter says (Voici des résultats footballistiques. Complète ce que le présentateur dit)

Here are the results for the Premier League. Manchester United is in **first** position, Liverpool is in **second**, Chelsea earns the **third** position, Arsenal is in **fourth** and the Blackburn Rovers are in **fifth** position.

### e. Write these birthdates in full (Ecris les dates d'anniversaire en toutes lettres)

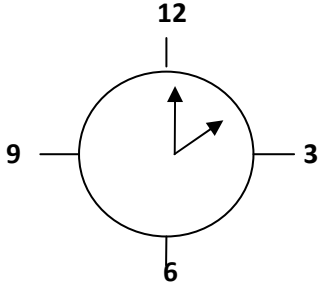
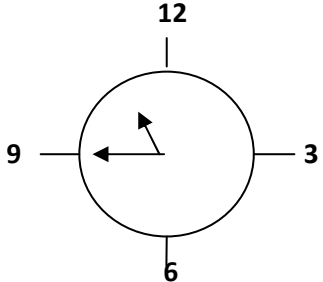
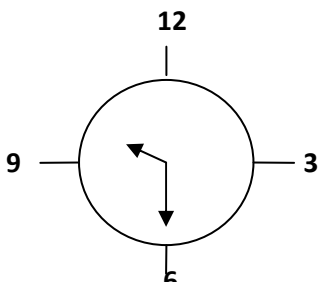
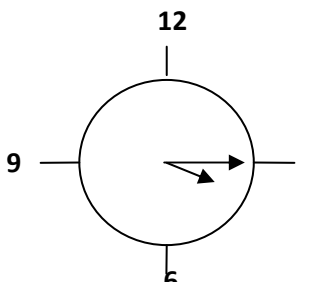
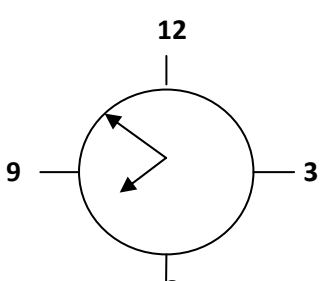
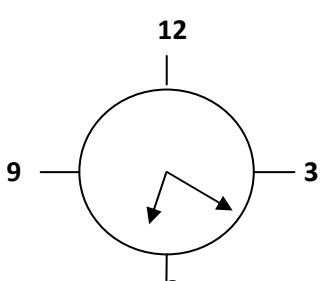
- |                                       |  |
|---------------------------------------|--|
| 1. 21/12 <i>twenty-first December</i> | 2. 03/01 <b>third</b> January          |
| 3. 24/06 <b>twenty-fourth</b> June    | 4. 16/10 <b>sixteenth</b> October      |
| 5. 15/03 <b>fifteenth</b> March       | 6. 08/09 <b>eighth</b> September       |
| 7. 02/11 <b>second</b> November       | 8. 27/01 <b>twenty-seventh</b> January |
| 9. 29/02 <b>twenty-ninth</b> February | 10. 30/04 <b>thirtieth</b> April       |

## WHAT TIME IS IT ? (Quelle heure est-il?) CORRIGÉ

- a. Match the first column with the second one** (Associe la première colonne à la seconde)

1.	6.45	A	It's a quarter to seven
2.	9.20	F	It's twenty past nine
3.	13.10	D	It's ten past one
4.	11.00	G	It's eleven o'clock
5.	14.25	B	It's twenty-five past two
6.	17.30	C	It's half past five
7.	5.15	H	It's a quarter past five
8.	18.40	E	It's twenty to seven

- b. Add the correct hour and minute hands to the clocks** (Ajoute les aiguilles aux horloges)

	It's two o'clock		It's a quarter to eleven
	It's half past nine		It's a quarter past four
	It's ten to eight		It's twenty past six

**c. What time is it ?** (Quelle heure est-il ?)

<b>1.</b>	11.05	<b>It's five past eleven</b>	<b>2.</b>	16.00	<b>It's four o'clock</b>
<b>3.</b>	07.00	<b>It's seven o'clock</b>	<b>4.</b>	13.30	<b>It's half past one</b>
<b>5.</b>	10.10	<b>It's ten past ten</b>	<b>6.</b>	04.40	<b>It's twenty to five</b>

**d. Complete the following chart with times in letters. Talk about yourself** (Complète le tableau suivant avec des heures en lettres. Parle de toi)

Exemples

**I get up at half past six.**

**I have a bath at seven o'clock or I have a shower at seven o'clock.**

**I go to school at ten past eight.**

**I have lunch at a quarter past twelve.**

**I usually watch TV around four p.m.**

**I do my homework at a quarter to five.**

**I play video games at six o'clock.**

**I often go to bed at ten past nine.**